



# OTTAWA COUNTY SHERIFF'S OFFICE

12220 Fillmore St West Olive, MI 49460

Eric J. DeBoer | Sheriff

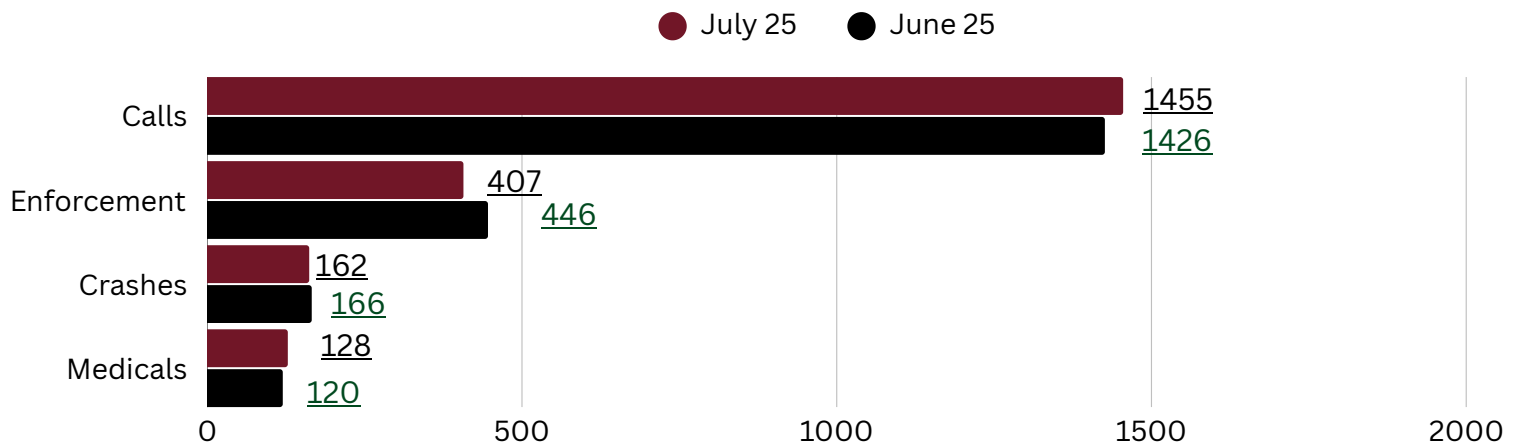
David Kok | Undersheriff

**JULY 2025 Report**



*Community First. Integrity Always.*

## Data Trends



### Holland Township – July 2025 Report

#### Activity Overview

- Calls for Service: 1455
- Traffic Crashes: 162
- Medical Emergencies: 128
- Enforcement Actions: 407

#### Training & Professional Development

Deputies continued to advance their skills and maintain operational readiness through multiple training opportunities in July, including:

- Cops in Court – courtroom preparation and testimony skills.
- Critical Response Team (CRT) Training – ongoing specialized response readiness.
- Drone Team Training – aerial operations and deployment.
- Dive Team Training – underwater search and recovery preparedness.
- Firearms Recertification – annual weapons proficiency and safety standards.

#### Community

Deputies were able to attend "kids day" at the Ottawa County Fair. They handed out 100 free life jackets to kids who were in need of one.

*Submitted by Sgt. Bennett*





# OTTAWA COUNTY SHERIFF'S OFFICE

12220 Fillmore St West Olive, MI 49460

Eric J. DeBoer | Sheriff

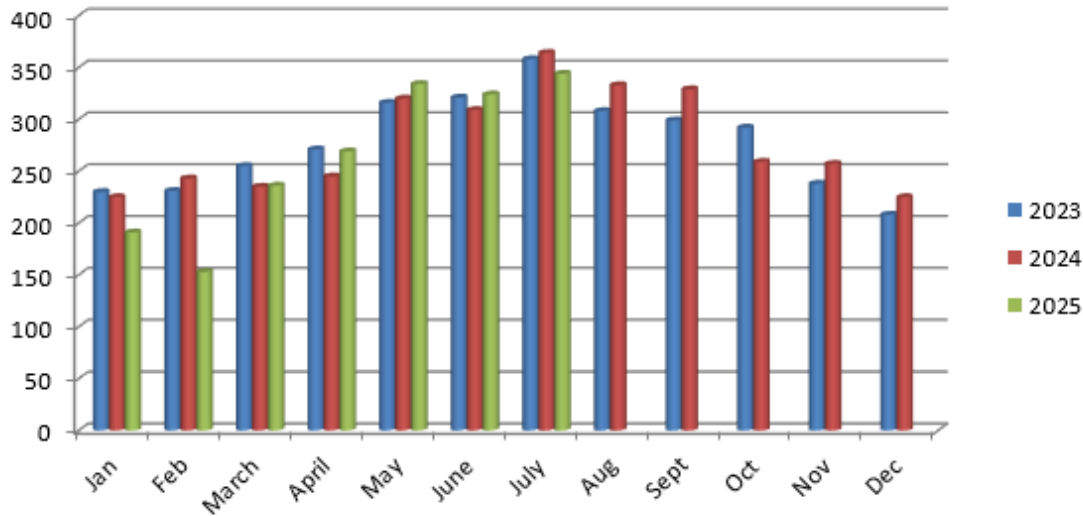
David Kok | Undersheriff

**JULY 2025 Report**



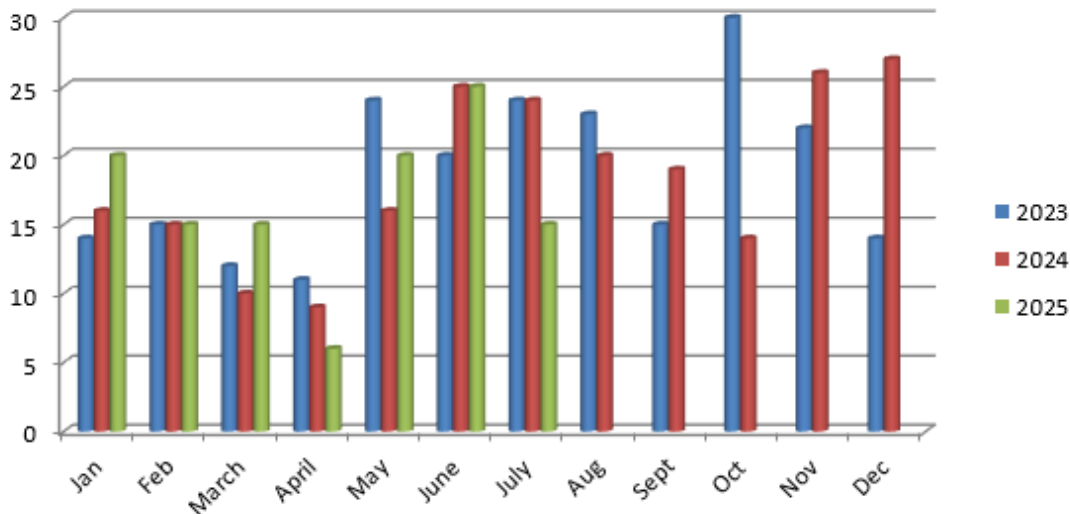
## Park Twp - Monthly Calls for Service

	Jan	Feb	March	April	May	June	July	Aug	Sept	Oct	Nov	Dec
2023	230	231	255	271	316	321	358	308	299	292	238	208
2024	225	243	235	245	320	309	364	333	329	259	257	225
2025	191	153	236	269	334	324	344					



## Park Twp - Monthly Traffic Crash Totals

	Jan	Feb	March	April	May	June	July	Aug	Sept	Oct	Nov	Dec
2023	14	15	12	11	24	20	24	23	15	30	22	14
2024	16	15	10	9	16	25	24	20	19	14	26	27
2025	20	15	15	6	20	25	15					





# OTTAWA COUNTY SHERIFF'S OFFICE

12220 Fillmore St West Olive, MI 49460

Eric J. DeBoer | Sheriff

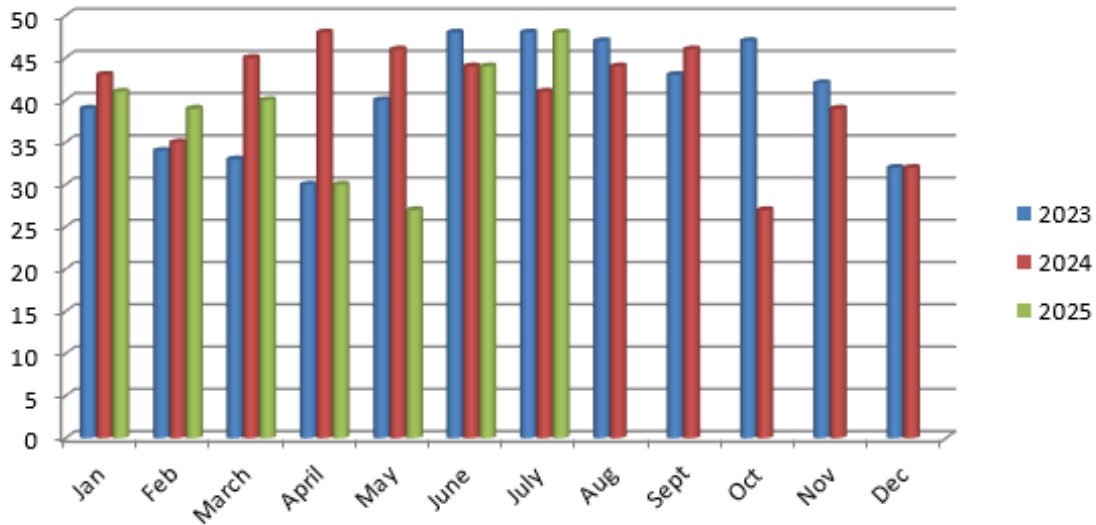
David Kok | Undersheriff

**JULY 2025 Report**



## Park Twp - Monthly Medical Responses

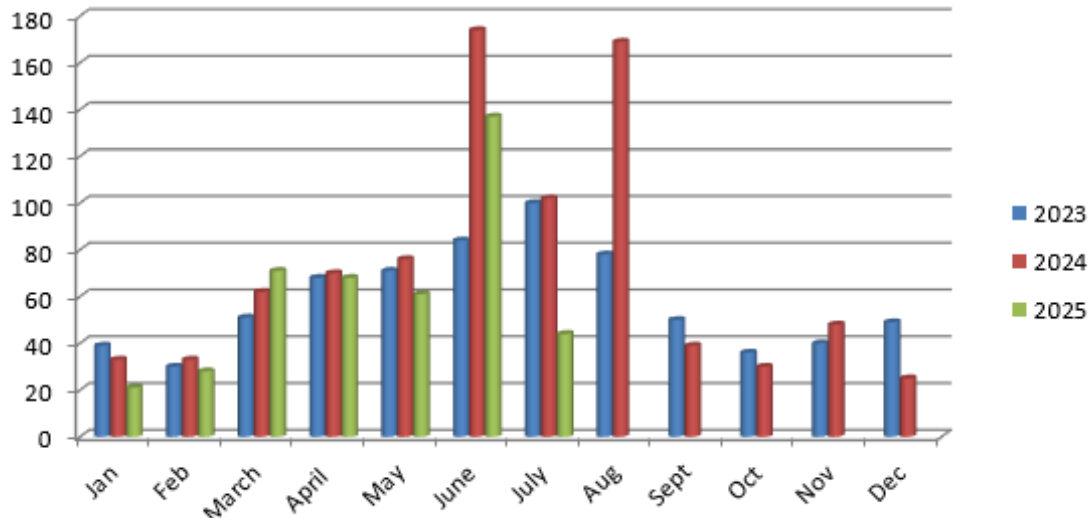
	Jan	Feb	March	April	May	June	July	Aug	Sept	Oct	Nov	Dec
2023	39	34	33	30	40	48	48	47	43	47	42	32
2024	43	35	45	48	46	44	41	44	46	27	39	32
2025	41	39	40	30	27	44	48					



## Park Twp - Enforcement Activity

\*Totals are warnings and tickets combined\*

	Jan	Feb	March	April	May	June	July	Aug	Sept	Oct	Nov	Dec
2023	39	30	51	68	71	84	100	78	50	36	40	49
2024	33	33	62	70	76	174	102	169	39	30	48	25
2025	21	28	71	68	61	137	44					



	Jan	Feb	March	April	May	June	July	Aug	Sept	Oct	Nov	Dec	YTD	2024	2023	2022
B&E	11	8	3	6	9	8	3						48	87	90	83
Larceny	21	14	21	16	25	26	3						126	341	308	297
MDOP	6	15	10	15	15	26	7						94	177	164	147
Shot/stabb	0	0	0	0	0	1							1	3	5	12
Rob	0	0	0	0	0	1							1	4	7	3
Narcotic	3	11	17	19	8	10	0						68	118	126	149
Assault	7	3	8	8	8	15	1						50	114	117	107
Domes	72	67	85	88	103	73	20						508	1005	1125	1021
Alarm	59	8	45	51	53	55	8						279	586	570	633
Traffic	90	83	119	116	132	115	43						698	1246	1292	1354
OWI	2	2	5	9	10	6	2						36	89	88	92
Animal	33	21	41	56	34	44	19						248	499	475	484